



Location: CMA1b - Oil Street Site Office

Report on 24-hour TSP monitoring

Action Level ($\mu\text{g}/\text{m}^3$) - 176.7

Limit Level ($\mu\text{g}/\text{m}^3$) - 260

Date	Sampling Time	Weather Condition	Filter paper no.	Filter Weight, g		Elapse Time, hr		Sampling Time, hr	Flow Rate, m^3/min			Total Volume, m^3	TSP Level, $\mu\text{g}/\text{m}^3$
				Initial	Final	Initial	Final		Initial, Q_{si}	Final, Q_{sf}	Average		
2-Feb-15	8:00	Fine	011004	2.7654	2.9325	5812.47	5836.47	24.00	1.12	1.12	1.12	1612	103.6
7-Feb-15	8:00	Fine	011060	2.7503	2.9667	5839.47	5863.47	24.00	1.06	1.07	1.06	1533	141.1
13-Feb-15	8:00	Fine	009635	2.8524	3.1385	5866.60	5890.60	24.00	1.20	1.19	1.19	1720	166.3
17-Feb-15	8:00	Cloudy	009660	2.8557	3.0802	5893.60	5917.60	24.00	1.17	1.17	1.17	1682	133.4
23-Feb-15	8:00	Cloudy	011200	2.7265	2.9043	5920.61	5944.61	24.00	1.11	1.11	1.11	1603	110.9

Report on 1-hour TSP monitoring

Action Level ($\mu\text{g}/\text{m}^3$) - 320.1

Limit Level ($\mu\text{g}/\text{m}^3$) - 500

Date	Sampling Time	Weather Condition	Filter paper no.	Filter Weight, g		Elapse Time, hr		Sampling Time, hr	Flow Rate, m^3/min			Total Volume, m^3	TSP Level, $\mu\text{g}/\text{m}^3$
				Initial	Final	Initial	Final		Initial, Q_{si}	Final, Q_{sf}	Average		
3-Feb-15	9:45	Fine	009571	2.8195	2.8288	5836.47	5837.47	1.00	1.12	1.12	1.12	67	138.5
3-Feb-15	10:50	Fine	009574	2.8139	2.8241	5837.47	5838.47	1.00	1.12	1.12	1.12	67	151.9
3-Feb-15	13:00	Fine	009577	2.8321	2.8434	5838.47	5839.47	1.00	1.12	1.12	1.12	67	168.3
9-Feb-15	8:02	Fine	011042	2.7140	2.7318	5863.46	5864.46	1.00	1.18	1.18	1.18	71	252.1
9-Feb-15	9:06	Fine	009566	2.8155	2.8302	5864.46	5865.46	1.00	1.18	1.18	1.18	71	208.2
9-Feb-15	10:10	Fine	009626	2.8708	2.8893	5865.47	5866.47	1.00	1.18	1.18	1.18	71	262.0
14-Feb-15	8:30	Fine	009654	2.8438	2.8642	5890.60	5891.60	1.00	1.17	1.17	1.17	70	291.4
14-Feb-15	9:32	Fine	009656	2.8464	2.8643	5891.60	5892.60	1.00	1.17	1.17	1.17	70	255.7
14-Feb-15	10:34	Fine	009658	2.8475	2.8596	5892.60	5893.60	1.00	1.17	1.17	1.17	70	172.8
18-Feb-15	8:05	Cloudy	011194	2.7208	2.7295	5917.61	5918.61	1.00	1.17	1.17	1.17	70	124.0
18-Feb-15	9:12	Cloudy	011196	2.7233	2.7324	5918.61	5919.61	1.00	1.17	1.17	1.17	70	129.7
18-Feb-15	10:24	Cloudy	011198	2.7207	2.7325	5919.61	5920.61	1.00	1.17	1.17	1.17	70	168.1
24-Feb-15	8:20	Cloudy	011138	2.7251	2.7329	5944.61	5945.61	1.00	1.11	1.11	1.11	67	116.8
24-Feb-15	9:25	Cloudy	011141	2.7302	2.7354	5945.61	5946.61	1.00	1.06	1.06	1.06	64	81.8
24-Feb-15	10:30	Cloudy	011144	2.7234	2.7280	5946.61	5947.61	1.00	1.06	1.06	1.06	64	72.3



Location: CMA2a - Causeway Bay Community Centre

Report on 24-hour TSP monitoring

Action Level ($\mu\text{g}/\text{m}^3$) - 169.5

Limit Level ($\mu\text{g}/\text{m}^3$) - 260

Date	Sampling Time	Weather Condition	Filter paper no.	Filter Weight, g		Elapse Time, hr		Sampling Time, hr	Flow Rate, m^3/min			Total Volume, m^3	TSP Level, $\mu\text{g}/\text{m}^3$
				Initial	Final	Initial	Final		Initial, Q_{si}	Final, Q_{sf}	Average		
2-Feb-15	8:00	Fine	011005	2.7671	2.9438	15521.71	15545.71	24.00	0.96	0.96	0.96	1385	127.6
7-Feb-15	8:00	Fine	011059	2.7583	3.0500	15548.71	15572.71	24.00	1.35	1.35	1.35	1939	150.4
13-Feb-15	8:00	Fine	009634	2.8601	3.1027	15575.71	15599.71	24.00	1.25	1.25	1.25	1800	134.8
17-Feb-15	8:00	Cloudy	009661	2.8539	2.9597	15602.71	15626.71	24.00	1.07	1.07	1.07	1540	68.7
23-Feb-15	8:00	Cloudy	011201	2.7264	2.8426	15629.73	15653.73	24.00	1.07	1.07	1.07	1537	75.6

Report on 1-hour TSP monitoring

Action Level ($\mu\text{g}/\text{m}^3$) - 323.4

Limit Level ($\mu\text{g}/\text{m}^3$) - 500

Date	Sampling Time	Weather Condition	Filter paper no.	Filter Weight, g		Elapse Time, hr		Sampling Time, hr	Flow Rate, m^3/min			Total Volume, m^3	TSP Level, $\mu\text{g}/\text{m}^3$
				Initial	Final	Initial	Final		Initial, Q_{si}	Final, Q_{sf}	Average		
3-Feb-15	9:35	Fine	009570	2.8171	2.8304	15545.71	15546.71	1.00	1.09	1.09	1.09	65	203.5
3-Feb-15	10:38	Fine	009573	2.8142	2.8264	15546.71	15547.71	1.00	1.09	1.09	1.09	65	186.7
3-Feb-15	13:00	Fine	009576	2.8254	2.8407	15547.71	15548.71	1.00	1.09	1.09	1.09	65	234.1
9-Feb-15	8:05	Fine	009565	2.8181	2.8385	15572.71	15573.71	1.00	1.35	1.35	1.35	81	251.6
9-Feb-15	9:10	Fine	009567	2.8188	2.8398	15573.70	15574.70	1.00	1.35	1.35	1.35	81	259.0
9-Feb-15	10:15	Fine	009627	2.8526	2.8742	15574.70	15575.70	1.00	1.35	1.35	1.35	81	266.4
14-Feb-15	8:40	Fine	009655	2.8448	2.8592	15599.71	15600.71	1.00	1.25	1.25	1.25	75	192.2
14-Feb-15	9:42	Fine	009657	2.8591	2.8773	15600.71	15601.71	1.00	1.25	1.25	1.25	75	242.9
14-Feb-15	10:44	Fine	009659	2.8553	2.8695	15601.71	15602.71	1.00	1.25	1.25	1.25	75	189.5
18-Feb-15	8:10	Cloudy	011195	2.7260	2.7353	15626.71	15627.71	1.00	1.07	1.07	1.07	64	144.7
18-Feb-15	9:12	Cloudy	011197	2.7215	2.7280	15627.71	15628.71	1.00	1.07	1.07	1.07	64	101.2
18-Feb-15	10:14	Cloudy	011199	2.7271	2.7365	15628.71	15629.71	1.00	1.07	1.07	1.07	64	146.3
24-Feb-15	8:10	Cloudy	011139	2.7391	2.7454	15653.73	15654.73	1.00	1.07	1.07	1.07	64	98.4
24-Feb-15	9:15	Cloudy	011142	2.7208	2.7282	15654.73	15655.73	1.00	1.07	1.07	1.07	64	115.6
24-Feb-15	10:20	Cloudy	011145	2.7232	2.7306	15655.73	15656.73	1.00	1.07	1.07	1.07	64	115.6



Location: CMA3a - CWB PRE Site Office Area

Report on 24-hour TSP monitoring

Action Level ($\mu\text{g}/\text{m}^3$) - 171

Limit Level ($\mu\text{g}/\text{m}^3$) - 260

Date	Sampling Time	Weather Condition	Filter paper no.	Filter Weight, g		Elapse Time, hr		Sampling Time, hr	Flow Rate, m^3/min			Total Volume, m^3	TSP Level, $\mu\text{g}/\text{m}^3$
				Initial	Final	Initial	Final		Initial, Q_{si}	Final, Q_{sf}	Average		
4-Feb-15	11:54	Fine	009605	2.8150	2.9573	2966.26	2990.26	24.00	1.14	1.14	1.14	1644	86.6
10-Feb-15	13:30	Fine	011078	2.7458	2.9987	2993.23	3017.23	24.00	1.19	1.19	1.19	1708	148.1
13-Feb-15	8:00	Fine	009639	2.8495	3.1098	3017.40	3041.40	24.00	1.32	1.32	1.32	1904	136.7
17-Feb-15	8:00	Cloudy	011068	2.7336	2.9366	3044.41	3068.41	24.00	1.37	1.38	1.37	1979	102.6
23-Feb-15	8:00	Cloudy	011217	2.8041	2.9881	3071.41	3095.41	24.00	1.32	1.32	1.32	1901	96.8

Remarks: Due to interruption of electricity, the 24hr TSP was rescheduled from 2 and 7 February 2015 to 4 and 10 February 2015 respectively.

Report on 1-hour TSP monitoring

Action Level ($\mu\text{g}/\text{m}^3$) - 311.3

Limit Level ($\mu\text{g}/\text{m}^3$) - 500

Date	Sampling Time	Weather Condition	Filter paper no.	Filter Weight, g		Elapse Time, hr		Sampling Time, hr	Flow Rate, m^3/min			Total Volume, m^3	TSP Level, $\mu\text{g}/\text{m}^3$
				Initial	Final	Initial	Final		Initial, Q_{si}	Final, Q_{sf}	Average		
3-Feb-15	13:08	Fine	009598	2.8328	2.8398	2963.26	2964.26	1.00	1.12	1.12	1.12	67	104.3
3-Feb-15	14:34	Fine	009601	2.8384	2.8493	2964.26	2965.26	1.00	1.18	1.18	1.18	71	154.4
3-Feb-15	15:40	Fine	009603	2.8269	2.8376	2965.26	2966.26	1.00	1.12	1.12	1.12	67	159.4
9-Feb-15	9:18	Fine	011061	2.7593	2.7718	2990.26	2991.26	1.00	1.24	1.24	1.24	74	168.2
9-Feb-15	10:24	Fine	011111	2.7544	2.7716	2991.26	2992.26	1.00	1.18	1.18	1.18	71	242.8
9-Feb-15	13:00	Fine	011109	2.7452	2.7539	2992.26	2993.26	1.00	1.18	1.18	1.18	71	122.8
14-Feb-15	9:03	Fine	011101	2.7424	2.7550	3041.40	3042.40	1.00	1.39	1.39	1.39	83	151.5
14-Feb-15	10:07	Fine	011099	2.7389	2.7527	3042.40	3043.40	1.00	1.39	1.39	1.39	83	166.0
14-Feb-15	13:00	Fine	011097	2.7317	2.7516	3043.40	3044.40	1.00	1.39	1.39	1.39	83	239.3
18-Feb-15	8:50	Cloudy	011183	2.7501	2.7607	3068.41	3069.41	1.00	1.24	1.24	1.24	75	142.1
18-Feb-15	10:25	Cloudy	011219	2.8155	2.8303	3069.41	3070.41	1.00	1.24	1.24	1.24	75	198.4
18-Feb-15	13:00	Cloudy	011063	2.7502	2.7623	3070.41	3071.41	1.00	1.24	1.24	1.24	75	162.2
24-Feb-15	8:21	Cloudy	011064	2.7656	2.7731	3095.41	3096.41	1.00	1.24	1.24	1.24	74	101.0
24-Feb-15	9:25	Cloudy	011049	2.7371	2.7403	3096.41	3097.41	1.00	1.24	1.24	1.24	74	43.1
24-Feb-15	10:35	Cloudy	011065	2.7609	2.7676	3097.41	3098.41	1.00	1.24	1.24	1.24	74	90.2



Location: CMA4a - SPCA

Report on 24-hour TSP monitoring
Action Level ($\mu\text{g}/\text{m}^3$) - 171.2
Limit Level ($\mu\text{g}/\text{m}^3$) - 260

Date	Sampling Time	Weather Condition	Filter paper no.	Filter Weight, g		Elapse Time, hr		Sampling Time, hr	Flow Rate, m^3/min			Total Volume, m^3	TSP Level, $\mu\text{g}/\text{m}^3$
				Initial	Final	Initial	Final		Initial, Q_{si}	Final, Q_{sf}	Average		
2-Feb-15	8:00	Fine	011046	2.7322	2.9041	19778.24	19802.24	24.00	1.19	1.19	1.19	1708	100.6
7-Feb-15	8:00	Fine	009604	2.8257	3.0935	19805.24	19829.24	24.00	1.14	1.14	1.14	1640	163.2
13-Feb-15	8:00	Fine	011102	2.7514	2.9906	19832.25	19856.25	24.00	1.32	1.32	1.32	1904	125.6
18-Feb-15	14:03	Cloudy	011216	2.8006	3.0394	19873.82	19897.82	24.00	1.32	1.33	1.32	1908	125.2
23-Feb-15	8:00	Cloudy	011047	2.7350	2.8708	19897.82	19921.82	24.00	1.29	1.29	1.29	1864	72.9

Remarks: Due to interruption of electricity, the 24hr TSP was rescheduled from 17 February 2015 to 18 February 2015.

Report on 1-hour TSP monitoring
Action Level ($\mu\text{g}/\text{m}^3$) - 312.5
Limit Level ($\mu\text{g}/\text{m}^3$) - 500

Date	Sampling Time	Weather Condition	Filter paper no.	Filter Weight, g		Elapse Time, hr		Sampling Time, hr	Flow Rate, m^3/min			Total Volume, m^3	TSP Level, $\mu\text{g}/\text{m}^3$
				Initial	Final	Initial	Final		Initial, Q_{si}	Final, Q_{sf}	Average		
3-Feb-15	13:20	Fine	009599	2.8244	2.8354	19802.24	19803.24	1.00	1.19	1.19	1.19	71	154.6
3-Feb-15	14:23	Fine	009600	2.8156	2.8264	19803.24	19804.24	1.00	1.14	1.14	1.14	68	158.0
3-Feb-15	15:37	Fine	009602	2.8252	2.8351	19804.24	19805.24	1.00	1.14	1.14	1.14	68	144.9
9-Feb-15	9:32	Fine	011062	2.7382	2.7581	19829.24	19830.24	1.00	1.19	1.19	1.19	71	279.1
9-Feb-15	10:34	Fine	011110	2.7554	2.7645	19830.24	19831.24	1.00	1.19	1.19	1.19	71	127.6
9-Feb-15	13:00	Fine	011108	2.7392	2.7578	19831.24	19832.24	1.00	1.19	1.19	1.19	71	260.8
14-Feb-15	9:14	Fine	011100	2.7397	2.7516	19856.25	19857.25	1.00	1.32	1.32	1.32	79	150.1
14-Feb-15	10:22	Fine	011098	2.7264	2.7395	19857.25	19858.25	1.00	1.32	1.32	1.32	79	165.3
14-Feb-15	13:00	Fine	011106	2.7640	2.7812	19858.25	19859.25	1.00	1.32	1.32	1.32	79	217.0
18-Feb-15	9:40	Cloudy	011182	2.7304	2.7434	19870.82	19871.82	1.00	1.27	1.27	1.27	76	170.4
18-Feb-15	10:45	Cloudy	011218	2.7931	2.8073	19871.82	19872.82	1.00	1.27	1.27	1.27	76	186.1
18-Feb-15	13:00	Cloudy	011184	2.7289	2.7412	19872.82	19873.82	1.00	1.27	1.27	1.27	76	161.2
24-Feb-15	8:07	Cloudy	011048	2.7376	2.7399	19921.82	19922.82	1.00	1.29	1.29	1.29	78	29.6
24-Feb-15	9:15	Cloudy	011053	2.7355	2.7442	19922.82	19923.82	1.00	1.29	1.29	1.29	78	112.0
24-Feb-15	10:20	Cloudy	011052	2.7473	2.7514	19923.82	19924.82	1.00	1.29	1.29	1.29	78	52.8



Location: CMA5b - Pedestrian Plaza

Report on 24-hour TSP monitoring

Action Level ($\mu\text{g}/\text{m}^3$) - 181

Limit Level ($\mu\text{g}/\text{m}^3$) - 260

Date	Sampling Time	Weather Condition	Filter paper no.	Filter Weight, g		Elapse Time, hr		Sampling Time, hr	Flow Rate, m^3/min			Total Volume, m^3	TSP Level, $\mu\text{g}/\text{m}^3$
				Initial	Final	Initial	Final		Initial, Q_{si}	Final, Q_{sf}	Average		
2-Feb-15	8:00	Fine	009597	2.8229	2.9371	4250.55	4274.55	24.00	0.95	0.95	0.95	1362	83.8
7-Feb-15	18:19	Fine	011041	2.7244	3.0576	4277.55	4301.55	24.00	1.01	1.01	1.01	1456	228.8
13-Feb-15	8:00	Fine	011081	2.7372	3.0022	4304.66	4328.66	24.00	1.05	1.05	1.05	1515	174.9
17-Feb-15	8:00	Cloudy	009595	2.8218	2.9015	4331.66	4355.66	24.00	0.84	0.84	0.84	1207	66.0
23-Feb-15	8:00	Cloudy	011136	2.7196	2.8947	4358.66	4382.66	24.00	0.98	0.79	0.88	1272	137.6

Report on 1-hour TSP monitoring

Action Level ($\mu\text{g}/\text{m}^3$) - 332

Limit Level ($\mu\text{g}/\text{m}^3$) - 500

Date	Sampling Time	Weather Condition	Filter paper no.	Filter Weight, g		Elapse Time, hr		Sampling Time, hr	Flow Rate, m^3/min			Total Volume, m^3	TSP Level, $\mu\text{g}/\text{m}^3$
				Initial	Final	Initial	Final		Initial, Q_{si}	Final, Q_{sf}	Average		
3-Feb-15	9:50	Fine	009615	2.8604	2.8709	4274.55	4275.55	1.00	0.95	0.95	0.95	57	185.2
3-Feb-15	11:00	Fine	009620	2.8508	2.8610	4275.55	4276.55	1.00	0.95	0.95	0.95	57	179.9
3-Feb-15	13:00	Fine	009623	2.8762	2.8841	4276.55	4277.55	1.00	0.95	0.95	0.95	57	139.3
9-Feb-15	10:40	Fine	009630	2.8512	2.8775	4301.55	4302.55	1.00	1.02	1.02	1.02	61	431.8
9-Feb-15	13:00	Fine	009633	2.8617	2.8834	4302.55	4303.55	1.00	1.02	1.02	1.02	61	356.3
9-Feb-15	14:05	Fine	011084	2.7296	2.7627	4303.55	4304.55	1.00	1.02	1.02	1.02	61	543.4
14-Feb-15	13:00	Fine	011071	2.7292	2.7497	4328.66	4329.66	1.00	1.05	1.05	1.05	63	325.3
14-Feb-15	14:15	Fine	011076	2.7314	2.7382	4329.66	4330.66	1.00	0.91	0.91	0.91	54	124.8
14-Feb-15	15:25	Fine	009592	2.8323	2.8406	4330.68	4331.68	1.00	0.91	0.91	0.91	54	152.4
18-Feb-15	9:13	Cloudy	009637	2.8544	2.8686	4355.66	4356.66	1.00	0.91	0.91	0.91	55	259.7
18-Feb-15	10:20	Cloudy	011129	2.7365	2.7428	4356.66	4357.66	1.00	0.91	0.91	0.91	55	115.2
18-Feb-15	13:00	Cloudy	011133	2.7412	2.7579	4357.66	4358.66	1.00	0.91	0.91	0.91	55	305.4
24-Feb-15	8:40	Cloudy	011185	2.7162	2.7268	4382.66	4383.66	1.00	0.98	0.79	0.88	53	200.1
24-Feb-15	9:43	Cloudy	011213	2.7310	2.7443	4383.66	4384.66	1.00	0.98	0.79	0.88	53	251.0
24-Feb-15	10:50	Cloudy	011193	2.7357	2.7461	4384.66	4385.66	1.00	0.98	0.79	0.88	53	196.3



Location: MA1e - International Finance Centre (Eastern Wing)

Report on 24-hour TSP monitoring

Action Level ($\mu\text{g}/\text{m}^3$) - 173.4

Limit Level ($\mu\text{g}/\text{m}^3$) - 260

Date	Sampling Time	Weather Condition	Filter paper no.	Filter Weight, g		Elapse Time, hr		Sampling Time, hr	Flow Rate, m^3/min			Total Volume, m^3	TSP Level, $\mu\text{g}/\text{m}^3$
				Initial	Final	Initial	Final		Initial, Q_{si}	Final, Q_{sf}	Average		
2-Feb-15	8:00	Fine	009568	2.8084	2.8716	16457.50	16481.50	24.00	1.28	1.28	1.28	1841	34.3
7-Feb-15	8:00	Fine	009584	2.8294	2.9635	16484.50	16508.50	24.00	1.23	1.23	1.23	1775	75.6
13-Feb-15	8:00	Fine	011095	2.7336	2.8544	16511.50	16535.50	24.00	1.23	1.23	1.23	1767	68.4
17-Feb-15	8:00	Cloudy	009647	2.8739	3.1044	16538.50	16562.50	24.00	1.31	1.31	1.31	1882	122.5
23-Feb-15	8:00	Cloudy	011155	2.7328	2.8954	16566.46	16590.46	24.00	1.16	1.16	1.16	1667	97.6

Report on 1-hour TSP monitoring

Action Level ($\mu\text{g}/\text{m}^3$) - 325.1

Limit Level ($\mu\text{g}/\text{m}^3$) - 500

Date	Sampling Time	Weather Condition	Filter paper no.	Filter Weight, g		Elapse Time, hr		Sampling Time, hr	Flow Rate, m^3/min			Total Volume, m^3	TSP Level, $\mu\text{g}/\text{m}^3$
				Initial	Final	Initial	Final		Initial, Q_{si}	Final, Q_{sf}	Average		
3-Feb-15	8:06	Fine	009611	2.8162	2.8206	16481.50	16482.50	1.00	1.23	1.23	1.23	74	59.5
3-Feb-15	9:12	Fine	009614	2.8582	2.8621	16482.50	16483.50	1.00	1.23	1.23	1.23	74	52.7
3-Feb-15	10:20	Fine	009608	2.8323	2.8374	16483.50	16484.50	1.00	1.23	1.23	1.23	74	69.0
9-Feb-15	8:09	Fine	011086	2.7230	2.7254	16508.50	16509.50	1.00	1.24	1.24	1.24	74	32.4
9-Feb-15	9:15	Fine	011089	2.7304	2.7352	16509.50	16510.50	1.00	1.24	1.24	1.24	74	64.8
9-Feb-15	15:00	Fine	011092	2.7229	2.7266	16510.50	16511.50	1.00	1.24	1.24	1.24	74	49.9
14-Feb-15	8:10	Fine	009640	2.8624	2.8653	16535.50	16536.50	1.00	1.23	1.23	1.23	74	39.4
14-Feb-15	9:16	Fine	009643	2.8707	2.8770	16536.50	16537.50	1.00	1.23	1.23	1.23	74	85.6
14-Feb-15	10:20	Fine	009646	2.8740	2.8806	16537.50	16538.50	1.00	1.23	1.23	1.23	74	89.7
18-Feb-15	8:02	Cloudy	011149	2.7245	2.7309	16563.46	16564.46	1.00	1.16	1.16	1.16	70	91.9
18-Feb-15	9:05	Cloudy	011151	2.7243	2.7303	16564.46	16565.46	1.00	1.16	1.16	1.16	70	86.2
18-Feb-15	10:20	Cloudy	011153	2.7261	2.7329	16565.46	16566.46	1.00	1.16	1.16	1.16	70	97.7
24-Feb-15	8:10	Cloudy	011244	2.7886	2.7916	16590.46	16591.46	1.00	1.16	1.16	1.16	69	43.2
24-Feb-15	9:15	Cloudy	011247	2.7816	2.7821	16591.46	16592.46	1.00	1.16	1.16	1.16	69	7.2
24-Feb-15	10:30	Cloudy	011250	2.7925	2.7950	16592.46	16593.46	1.00	1.16	1.16	1.16	69	36.0



Location: MA1w - International Finance Centre (Western Wing)

Report on 24-hour TSP monitoring

Action Level ($\mu\text{g}/\text{m}^3$) - 173.4
Limit Level ($\mu\text{g}/\text{m}^3$) - 260

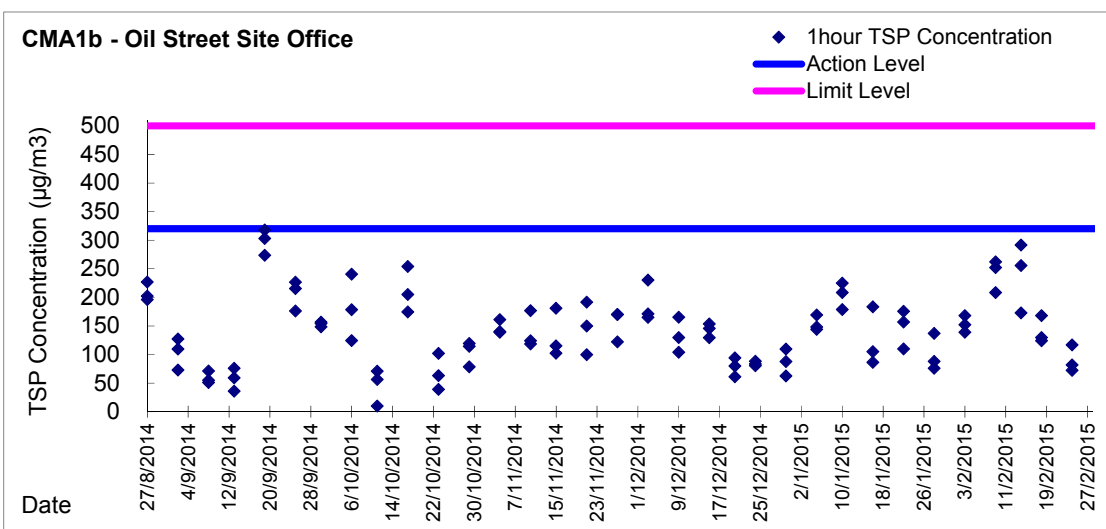
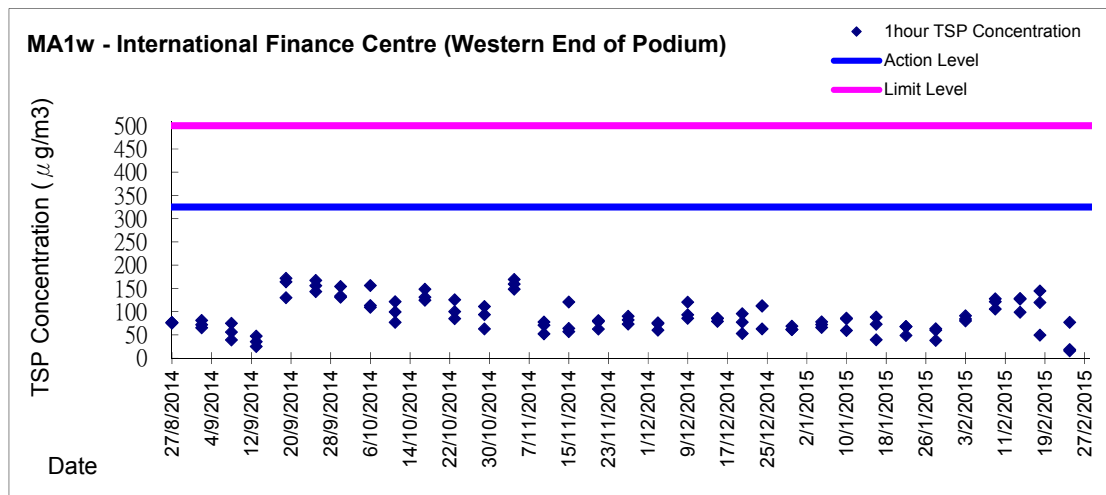
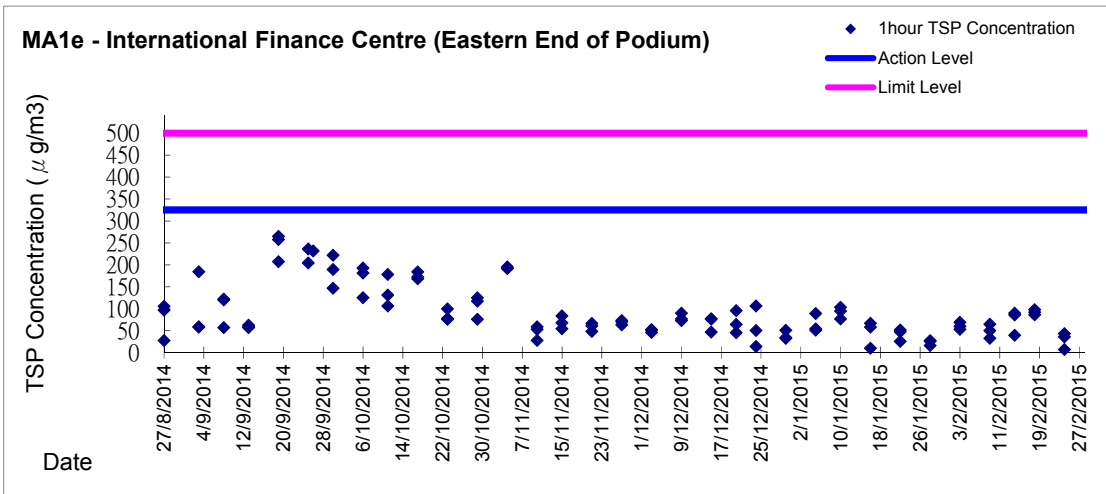
Date	Sampling Time	Weather Condition	Filter paper no.	Filter Weight, g		Elapse Time, hr		Sampling Time, hr	Flow Rate, m^3/min			Total Volume, m^3	TSP Level, $\mu\text{g}/\text{m}^3$
				Initial	Final	Initial	Final		Initial, Q_{si}	Final, Q_{sf}	Average		
2-Feb-15	8:00	Fine	011113	2.7512	2.8842	16506.63	16530.63	24.00	1.40	1.40	1.40	2017	65.9
7-Feb-15	8:00	Fine	009585	2.8157	3.0278	16533.62	16557.62	24.00	1.36	1.36	1.36	1956	108.4
13-Feb-15	8:00	Fine	011096	2.7388	2.8406	16560.62	16584.62	24.00	1.35	1.35	1.35	1949	52.2
17-Feb-15	8:00	Cloudy	009651	2.8430	3.0362	16587.63	16611.63	24.00	1.28	1.28	1.28	1844	104.8
23-Feb-15	8:00	Cloudy	011156	2.7269	2.8364	16614.63	16638.63	24.00	1.28	1.28	1.28	1841	59.5

Report on 1-hour TSP monitoring

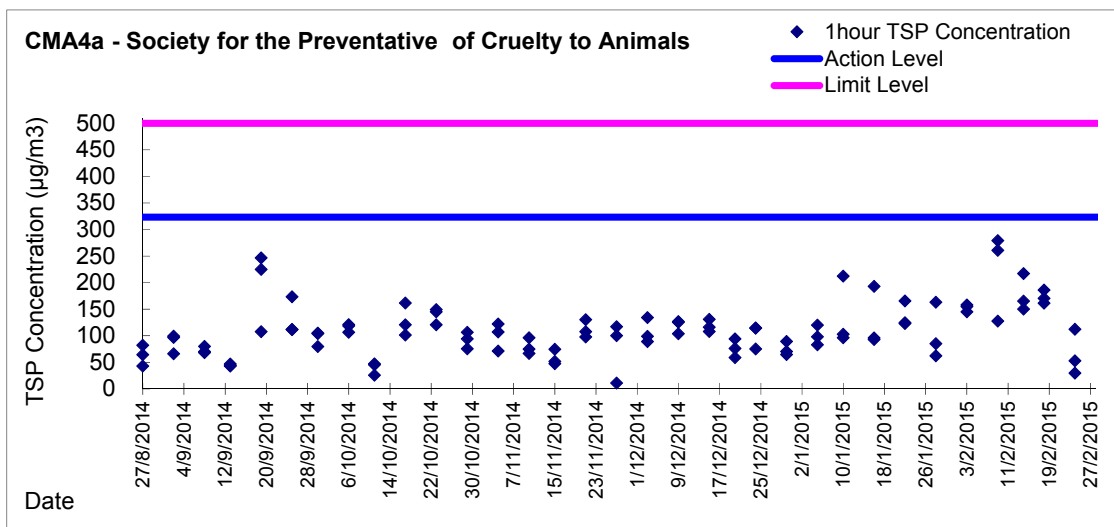
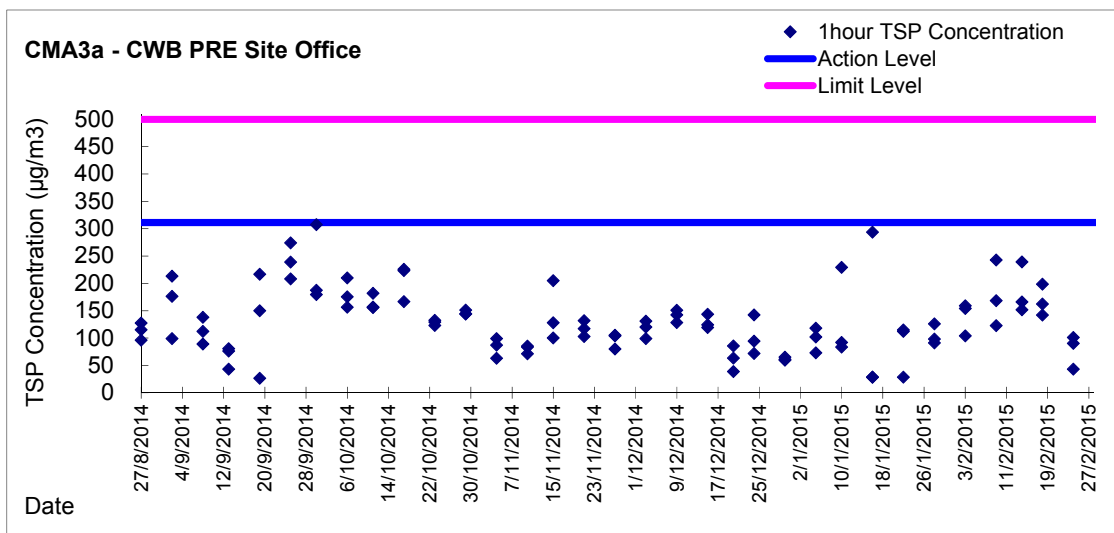
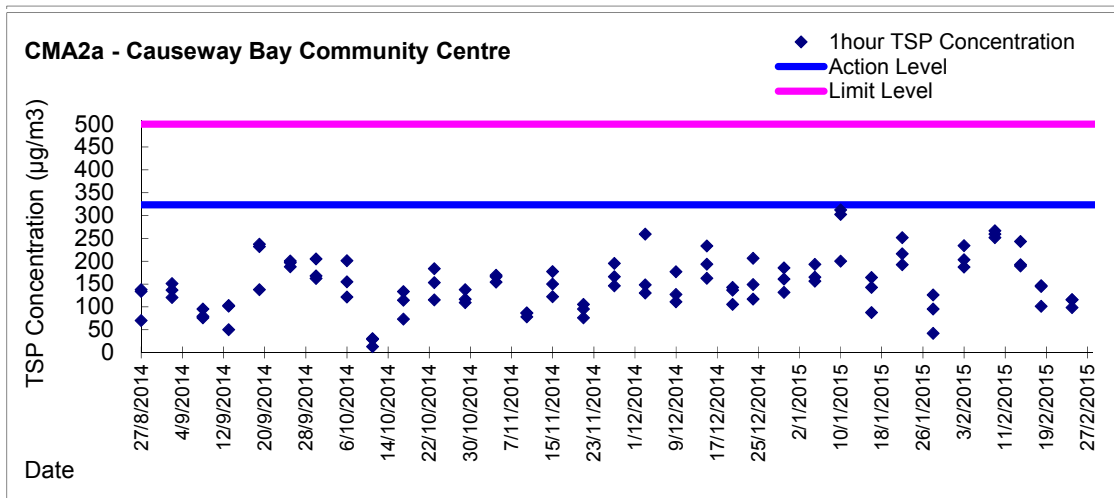
Action Level ($\mu\text{g}/\text{m}^3$) - 325.1
Limit Level ($\mu\text{g}/\text{m}^3$) - 500

Date	Sampling Time	Weather Condition	Filter paper no.	Filter Weight, g		Elapse Time, hr		Sampling Time, hr	Flow Rate, m^3/min			Total Volume, m^3	TSP Level, $\mu\text{g}/\text{m}^3$
				Initial	Final	Initial	Final		Initial, Q_{si}	Final, Q_{sf}	Average		
3-Feb-15	8:03	Fine	009612	2.8101	2.8180	16530.63	16531.63	1.00	1.44	1.44	1.44	87	91.3
3-Feb-15	9:08	Fine	009609	2.8335	2.8408	16531.63	16532.63	1.00	1.44	1.44	1.44	87	84.3
3-Feb-15	10:15	Fine	009607	2.8225	2.8294	16532.63	16533.63	1.00	1.44	1.44	1.44	87	79.7
9-Feb-15	8:04	Fine	011087	2.7291	2.7395	16557.62	16558.62	1.00	1.36	1.36	1.36	82	127.4
9-Feb-15	9:12	Fine	011090	2.7293	2.7392	16558.62	16559.62	1.00	1.36	1.36	1.36	82	121.3
9-Feb-15	10:15	Fine	011093	2.7102	2.7188	16559.62	16560.62	1.00	1.36	1.36	1.36	82	105.3
14-Feb-15	8:02	Fine	009641	2.8560	2.8663	16584.62	16585.62	1.00	1.35	1.35	1.35	81	126.9
14-Feb-15	9:05	Fine	009644	2.8504	2.8584	16585.62	16586.62	1.00	1.35	1.35	1.35	81	98.6
14-Feb-15	14:31	Fine	009650	2.8640	2.8744	16586.62	16587.62	1.00	1.35	1.35	1.35	81	128.2
18-Feb-15	8:06	Cloudy	011148	2.7296	2.7407	16611.63	16612.63	1.00	1.28	1.28	1.28	77	144.3
18-Feb-15	9:10	Cloudy	011152	2.7277	2.7369	16612.63	16613.63	1.00	1.28	1.28	1.28	77	119.6
18-Feb-15	10:15	Cloudy	011154	2.7218	2.7256	16613.63	16614.63	1.00	1.28	1.28	1.28	77	49.4
24-Feb-15	8:02	Cloudy	011245	2.7743	2.7802	16638.63	16639.63	1.00	1.28	1.28	1.28	77	76.9
24-Feb-15	9:05	Cloudy	011248	2.7925	2.7937	16639.63	16640.63	1.00	1.28	1.28	1.28	77	15.6
24-Feb-15	10:10	Cloudy	011251	2.7920	2.7934	16640.63	16641.63	1.00	1.28	1.28	1.28	77	18.3

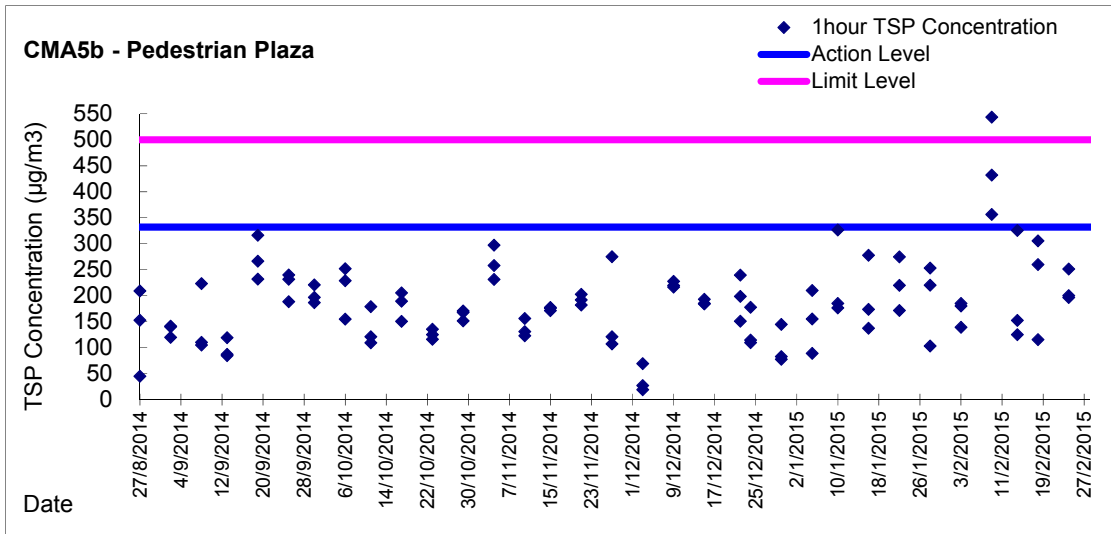
Graphic Presentation of 1 hour TSP Result



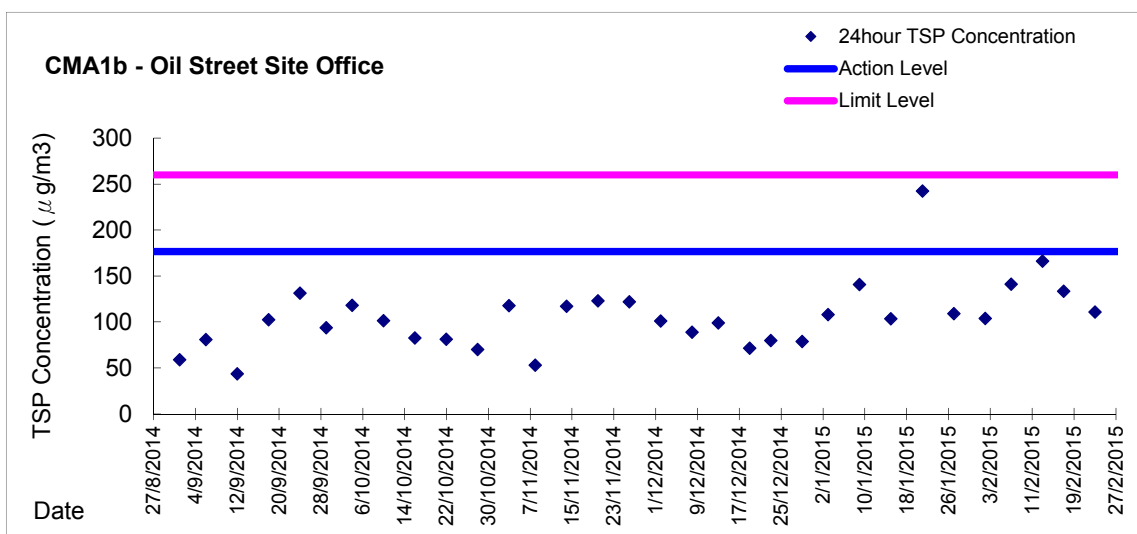
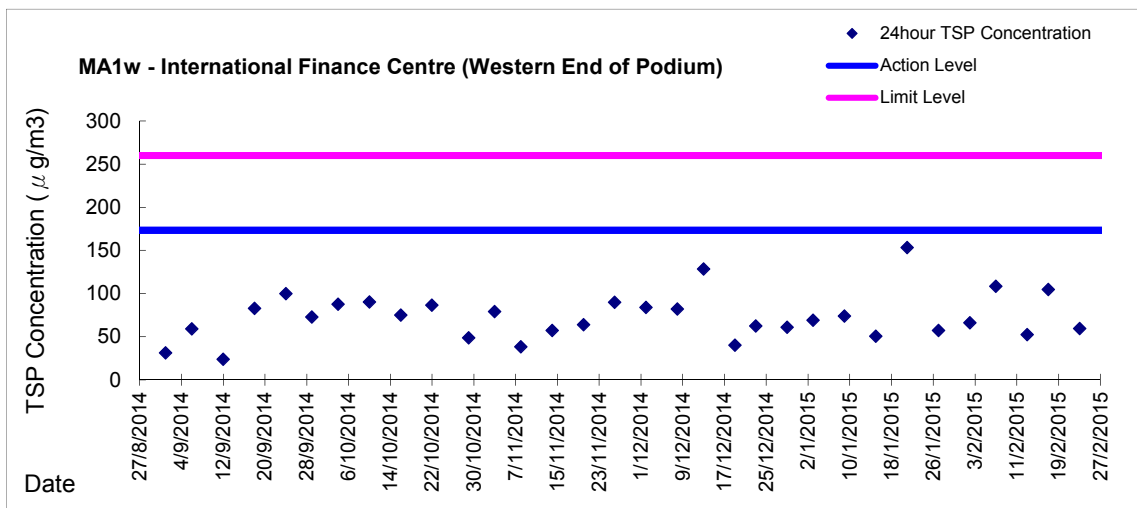
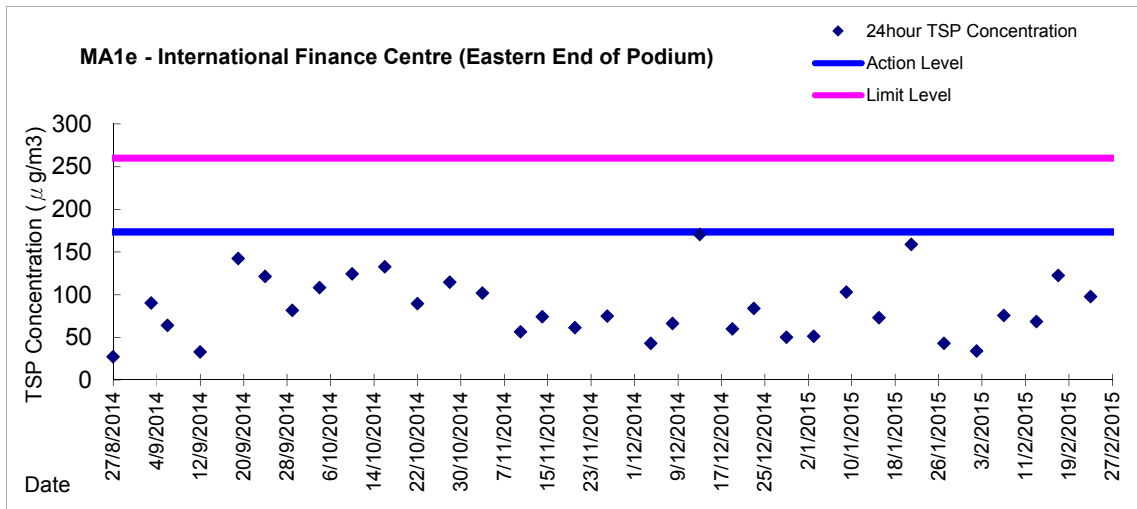
Graphic Presentation of 1 hour TSP Result



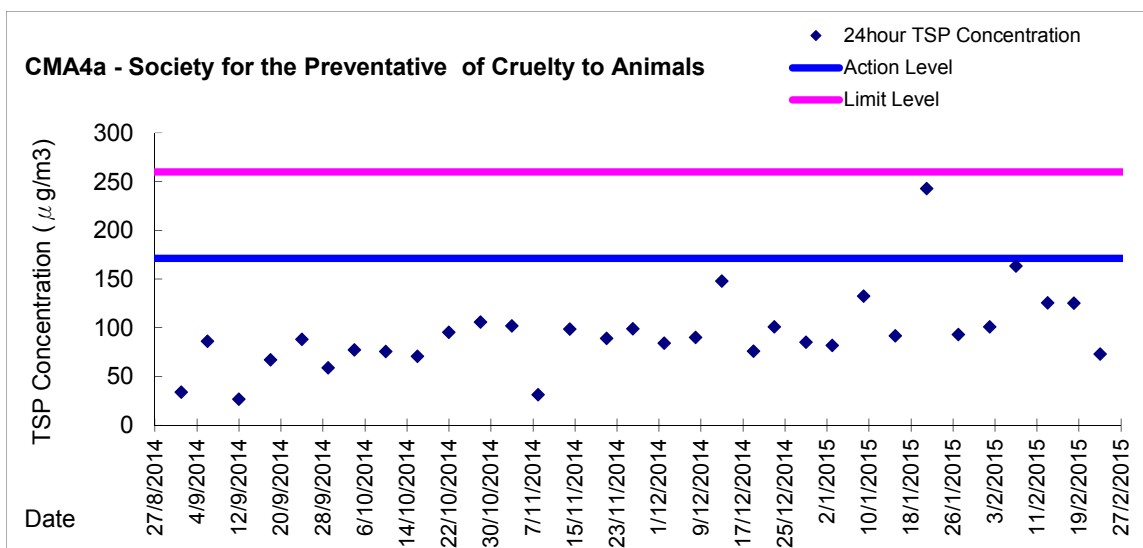
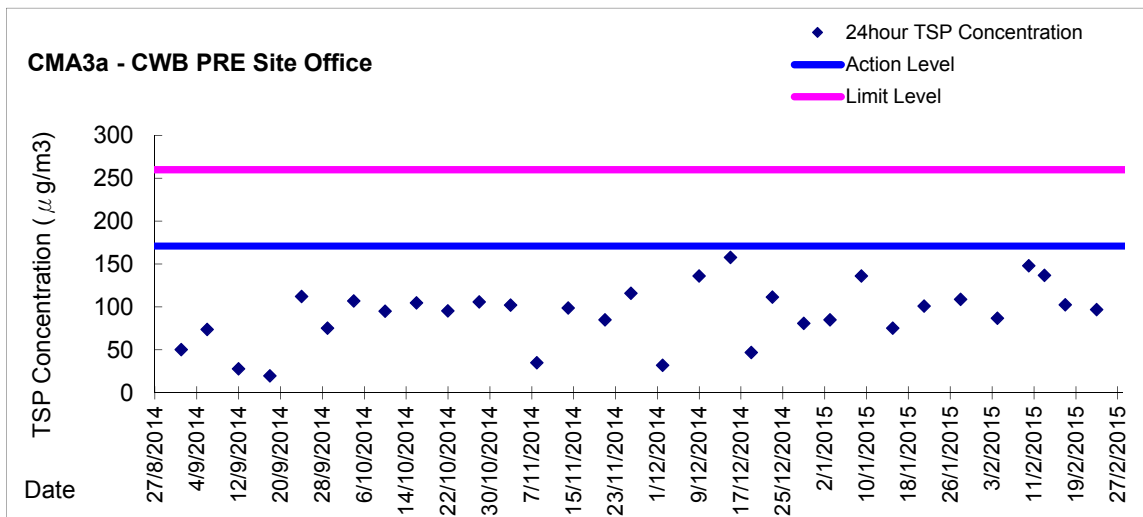
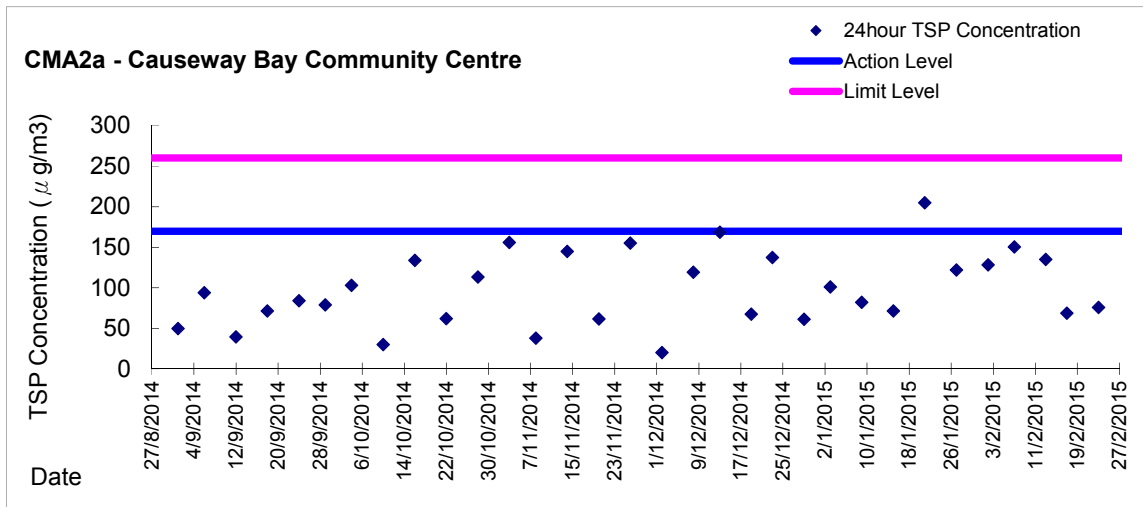
Graphic Presentation of 1 hour TSP Result



Graphic Presentation of 24 hour TSP Result



Graphic Presentation of 24 hour TSP Result



Graphic Presentation of 24 hour TSP Result

